

## Switches and Accessories CZK125A Emergency Switch



## USES

Emergency switches is applicable for various electric motor car and another supporting, they are very safe and convenient.

CZK	125A	-□
1	2	3
1	Product type	
2	Rated current	
3	Other function codes: C: With transverse magnetic field; S: With auxiliary switch ;T: Blown film; P: With	

## USE OF THE ENVIRONMENT

Contact lead M10 tightening	≥9.0 appropriate
fixing screw M5 tightening force	≥2.5 appropriate
Ambient temperature	-25~+70℃
Relative humidity	+20℃ 98%
Vibration freq. at the fixed	3G, 1~50Hz amplitude 0.5mm
Concussion	(60~100) time/minute、
Altitude	2000m
Installation direction	Random
International protection	IP40

## ORDER INSTRUCTION

U.N.W.	350g
Package QTY.	50 PCS
Mounting type	Opening 25mm installation

## ORDER FORM DESCRIPTION

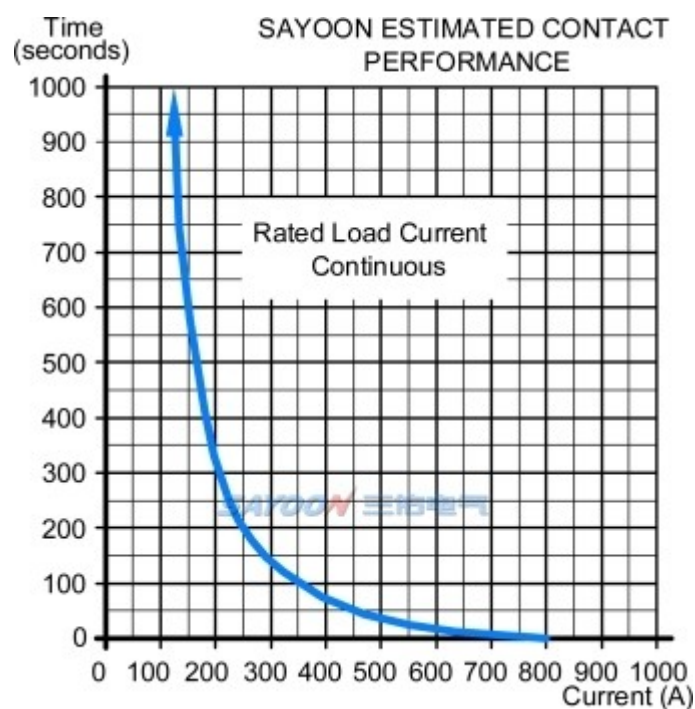
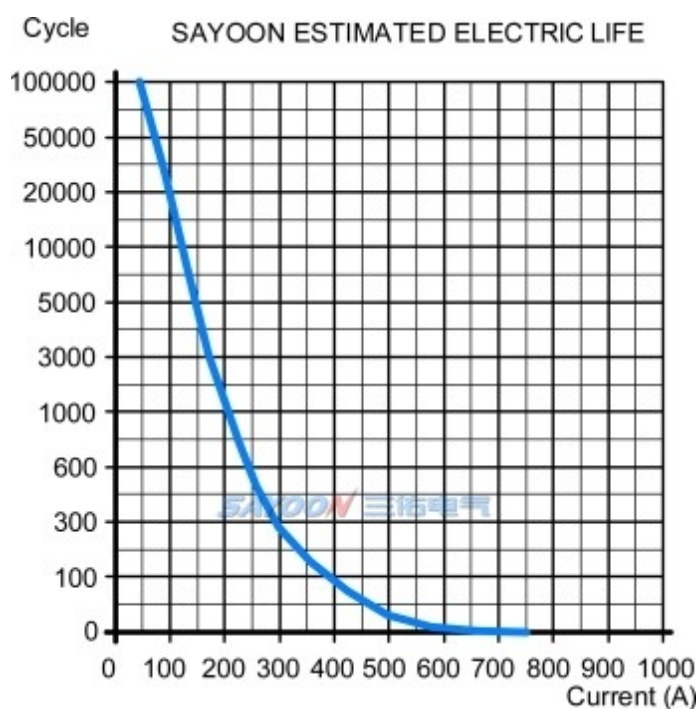
When ordering, please state the following: name, full model, whether with auxiliary contact, order quantity. For example: Switches and Accessories CZK125A 100pcs, indicating the load rated current 20MΩ, without auxiliary contact, default mounting bracket, 100pcs. Special voltage specification products, such as user needs can be special order.

## TECHNICAL PARAMETERS

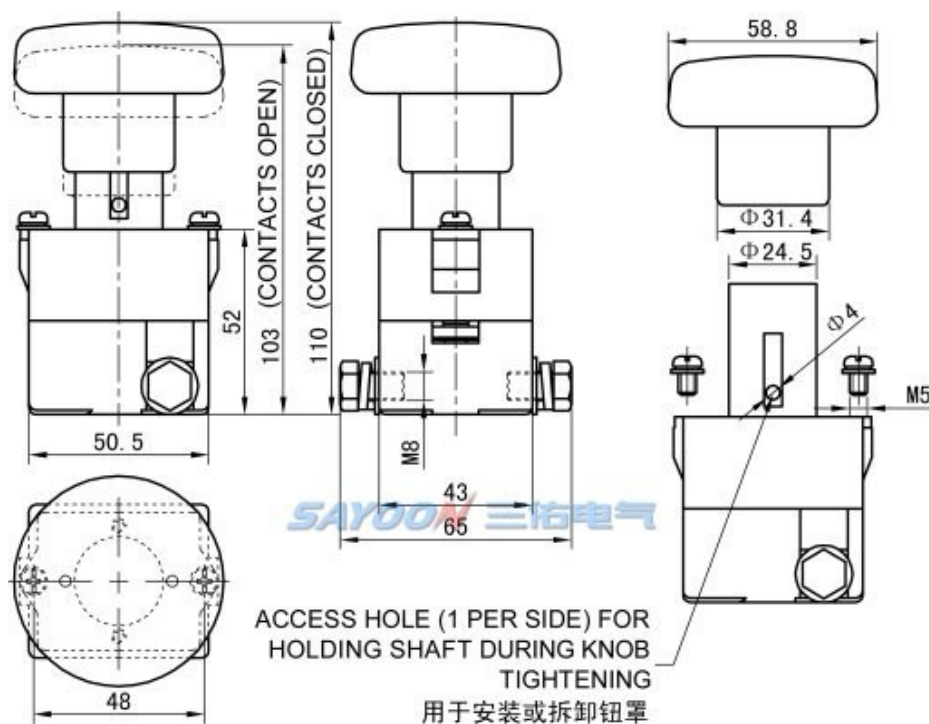
(Version 2.39)

SAYOON Product Type	CZK125A
Rated voltage	12V,24V etc.
Contact circuit rated load current (A)	125A
Typical voltage drop across contacts per 100A	$\geq 40\text{mV}$
Insulation Resistance	20M $\Omega$
Electric strength to resist	50Hz/60Hz 1000VAC 1minute
Typical fault currents which can be ruptured	800A/5ms at 48V/DC
Electrical life	10,000 times
Mechanical life	20,000 times
Work specification	Continuous
Contact form	1 NC
Contact Material	Ag alloy
Auxiliary contact rated load (optional)	5A/24VDC

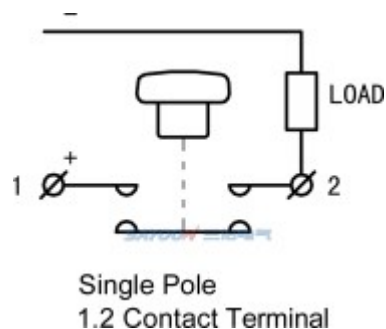
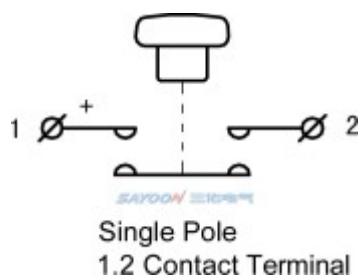
## LOAD CHARACTERISTIC CURVE



## INSTALLATION DIAGRAM



## WIRING DIAGRAM



## 3D NUMERICAL AND MODELING INTERACTIVE DISPLAY

CZK125: <http://www.sayoon.com/en/v3d/p.html?type=czk125>